

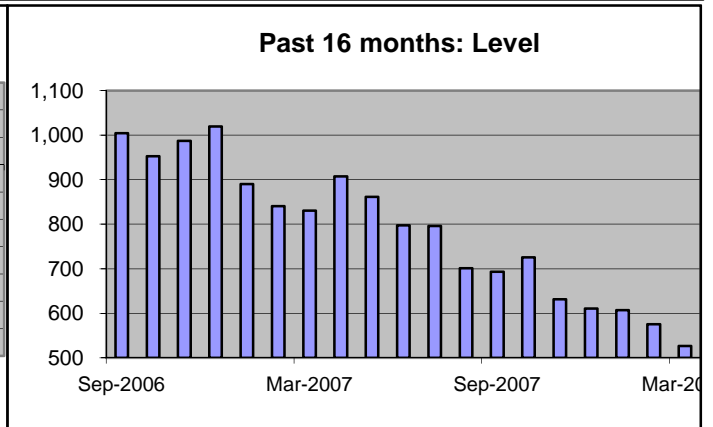
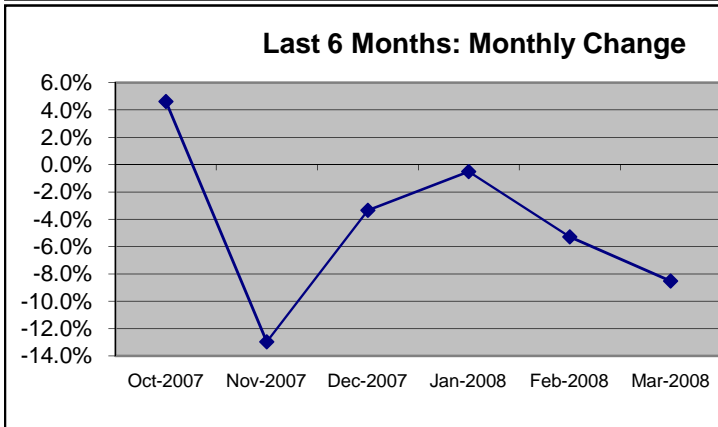
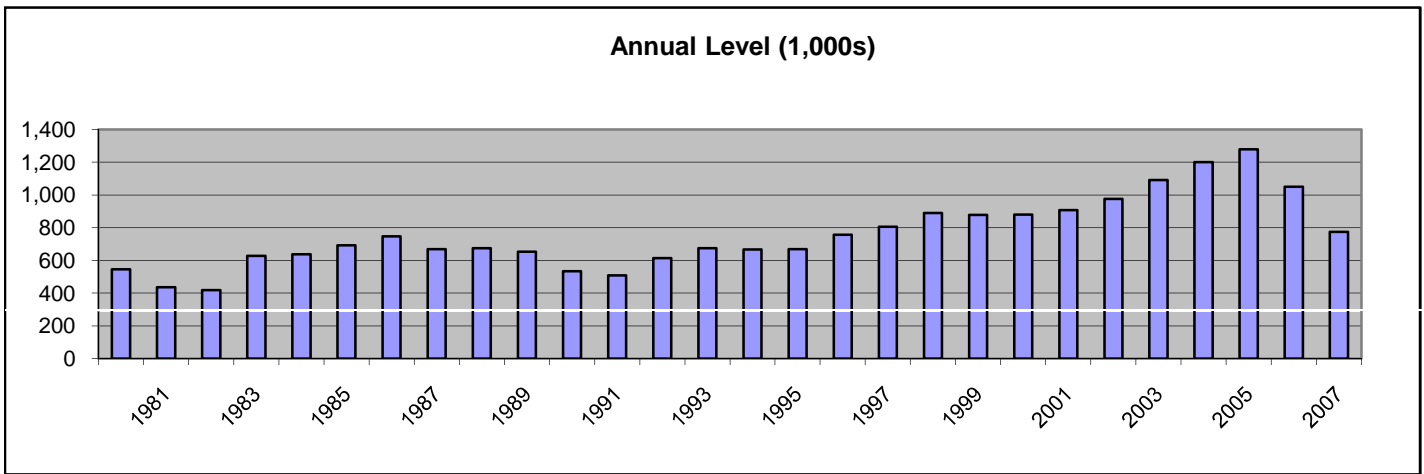
New Single-Family Home Sales

Mar-2008

NAR Research Division

Monthly (date)	Mar-2008	Feb-2008	Jan-2008	Dec-2007	Nov-2007	Oct-2007
NHS (SAAR, 1,000s or %)	-8.5%	-5.3%	-0.5%	-3.3%	-13.0%	4.6%
Trend	Latest Figure	Latest	12-month change			
NHS (SAAR, 1,000s or %)	526	-8.5%	-36.6%			

Source: U.S. Census Bureau



For a quick analysis by NAR economists, click here

http://www.realtor.org/research/research_commentary.html